



AXIAL SILASTIC GUARD JUNCTION STANDARD RECTIFIER

6A05S THRU 6A10S

**VOLTAGE RANGE
CURRENT**

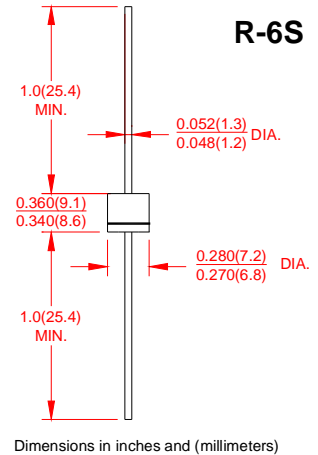
**50 to 1000 Volts
1.0 Ampere**

FEATURES

- Low coat construction
- Low forward voltage
- High forward surge current capability
- High temperature soldering guaranteed:
260/10 secods.0.375”(9.5mm)lead length

MECHANICAL DATA

- Case: Transfer molded plastic
- Epoxy: UL94V-O rate flame retardant
- Polarity: Color band denotes cathode end
- Lead: Plated axial lead, solderable per MIL-STD-202E method 208C
- Mounting position: Any
- Weight: 0.06ounce, 1.7 grams



MAXIMUM RATINGS AND ELECTRICAL CHARACTERISTICS

- Ratings at 25°C ambient temperature unless otherwise specified
- Single Phase, half wave, 60Hz, resistive or inductive load
- For capacitive load derate current by 20%

	SYMBOLS	6A05S	6A1S	6A2S	6A4S	6A6S	6A8S	6A10S	UNITS
Maximum Repetitive Peak Reverse Voltage	V_{RRM}	50	100	200	400	600	800	1000	Volts
Maximum RMS Voltage	V_{RMS}	35	70	140	280	420	560	700	Volts
Maximum DC Blocking Voltage	V_{DC}	50	100	200	400	600	800	1000	Volts
Maximum Average Forward Rectified Current 0.375”(9.5mm) lead length at $T_A=60^\circ\text{C}$	$I_{(AV)}$	6.0							Amps
Peak Forward Surge Current 8.3ms single half sine wave superimposed on rated load (JEDEC method)	I_{FSM}	250							Amps
Maximum Instantaneous Forward Voltage @ 6.0A	V_F	0.95							Volts
Maximum DC Reverse Current at Rated DC Blocking Voltage	$T_A = 25^\circ\text{C}$	10.0							μA
	$T_A = 100^\circ\text{C}$	500							
Maximum Full Load Reverse Current, full cycle average 0.375”(9.5mm)lead length at $T_J=105^\circ\text{C}$	$I_{R(AV)}$	500							μA
Typical Junction Capacitance (Note 2)	C_J	100							pF
Typical Thermal Resistance (Note 1)	$R_{\theta JA}$	10							$^\circ\text{C}/\text{W}$
Operating Junction Temperature Range	T_J	(-55 to +150)							$^\circ\text{C}$
Storage Temperature Range	T_{STG}	(-55 to +150)							$^\circ\text{C}$

Notes:

1. Thermal Resistance from junction to Ambient at .375”(9.5mm)lead length, PBC.mounted with 1.1” \times 1.1”(30mm \times 30mm)copper pads.
2. Measured at 1.0MHz and Applied Reverse Voltage of 4.0V DC



AXIAL SILASTIC GUARD JUNCTION STANDARD RECTIFIER

6A05S THRU 6A10S

VOLTAGE RANGE
CURRENT

50 to 1000 Volts
1.0 Ampere

RATING AND CHARACTERISTIC CURVES 6A05S Thru 6A10S

FIG.1-TYPICAL FORWARD CURRENT DERATING CURVE

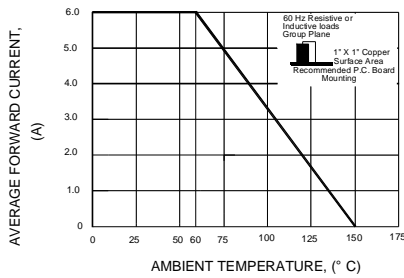


FIG.2-MAXIMUM NON-REPETITIVE PEAK FORWARD SURGE CURRENT

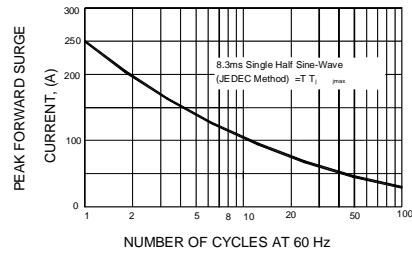


FIG.3-TYPICAL INSTANTANEOUS FORWARD CHARACTERISTICS

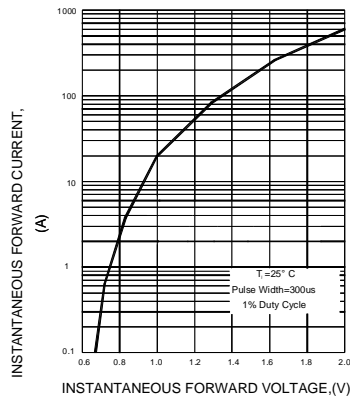


FIG.4-TYPICAL REVERSE CHARACTERISTICS

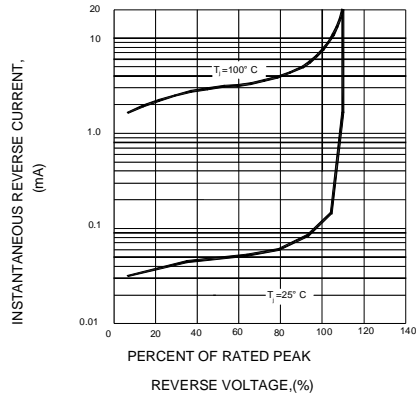


FIG.5-TYPICAL JUNCTION CAPACITANCE

